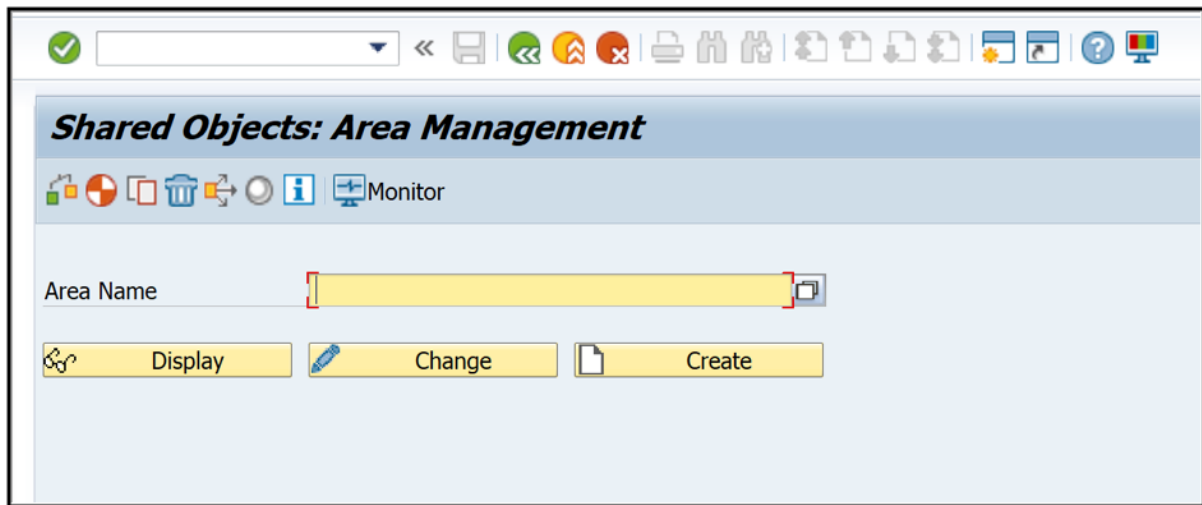



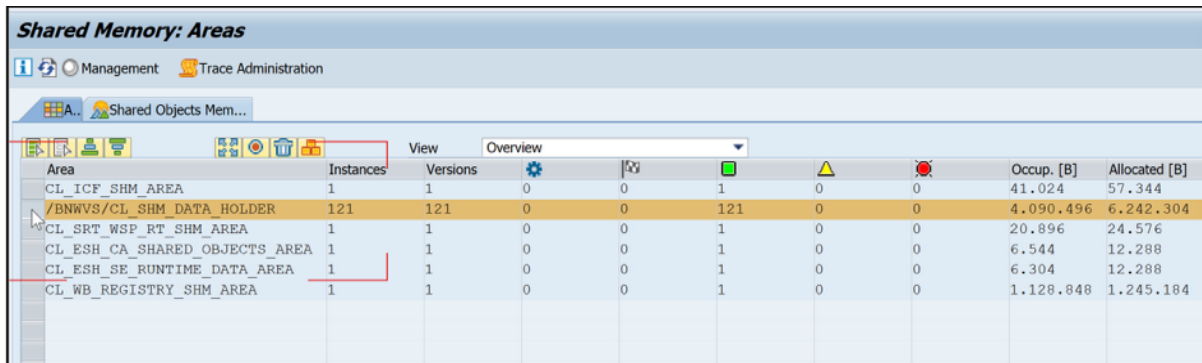
The following step should be carried out after the patching of SP 11 is complete to clear the share memory buffer before starting the batch jobs again.


Transaction SHMA



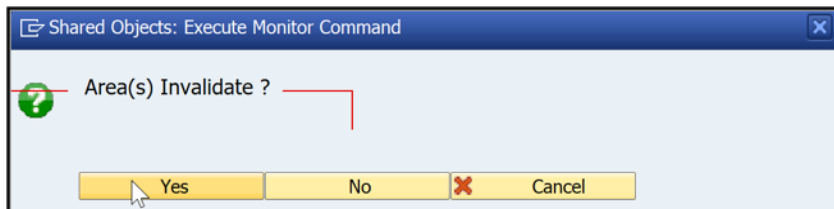
Select "Monitor" 

Highlight Area "/BNWVS/CL\_SHM\_DATA\_HOLDER"



Select "Invalidate" button 

Confirm Invalidation



### Shared Memory: Areas

Management Trace Administration

Shared Objects Mem...

Area	Instances	Versions						Occup. [B]	Allocated [B]	
CL_ICF_SHM_AREA	1	1	0	0	1	0	0	41.024	57.344	0
CL_SRT_WSP_RT_SHM_AREA	1	1	0	0	1	0	0	20.896	24.576	0
CL_ESH_CA_SHARED_OBJECTS_AREA	1	1	0	0	1	0	0	6.544	12.288	0
CL_ESH_SE_RUNTIME_DATA_AREA	1	1	0	0	1	0	0	6.304	12.288	0
CL_WB_REGISTRY_SHM_AREA	1	1	0	0	1	0	0	1.128.848	1.245.184	0



### Shared Memory: Areas

Management Trace Administration

Shared Objects Mem...

Area	Instances	Versions						Occup. [B]	Allocated [B]	
CL_ICF_SHM_AREA	1	1	0	0	1	0	0	41.024	57.344	0
CL_SRT_WSP_RT_SHM_AREA	1	1	0	0	1	0	0	20.896	24.576	0
CL_ESH_CA_SHARED_OBJECTS_AREA	1	1	0	0	1	0	0	6.544	12.288	0
CL_ESH_SE_RUNTIME_DATA_AREA	1	1	0	0	1	0	0	6.304	12.288	0
/BNWVS/CL_SHM_DATA HOLDER	49	49	0	0	49	0	0	1.719.792	2.555.904	0
CL_WB_REGISTRY_SHM_AREA	1	1	0	0	1	0	0	1.128.848	1.245.184	0