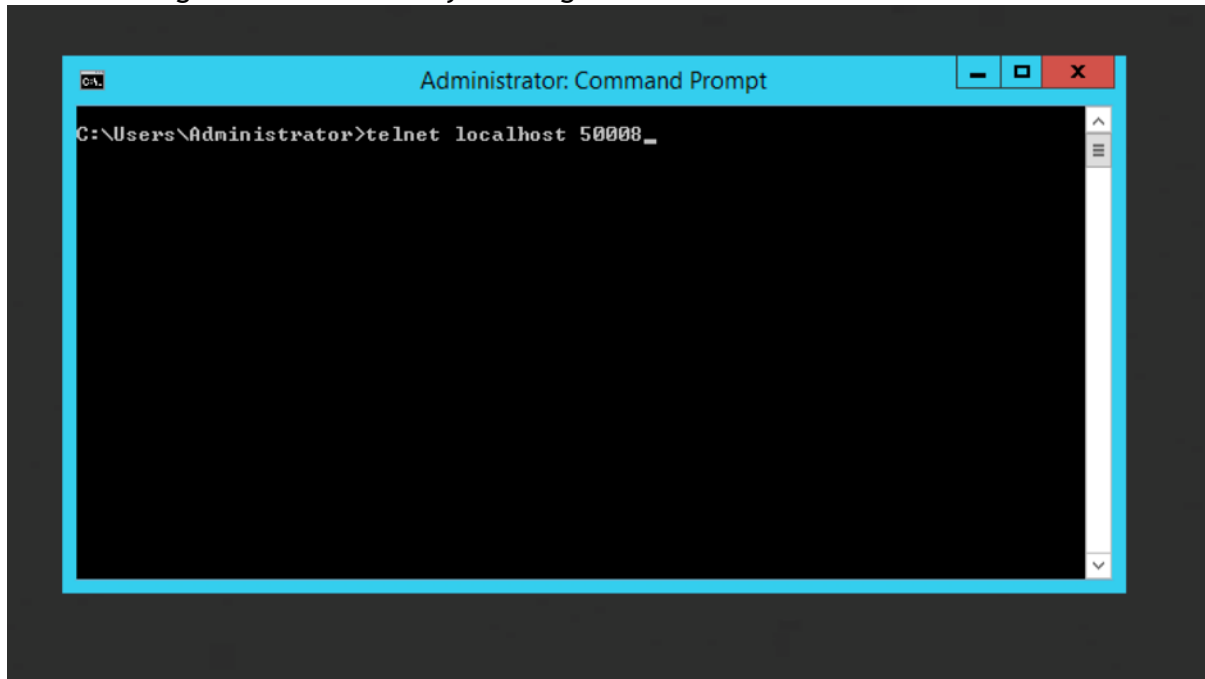


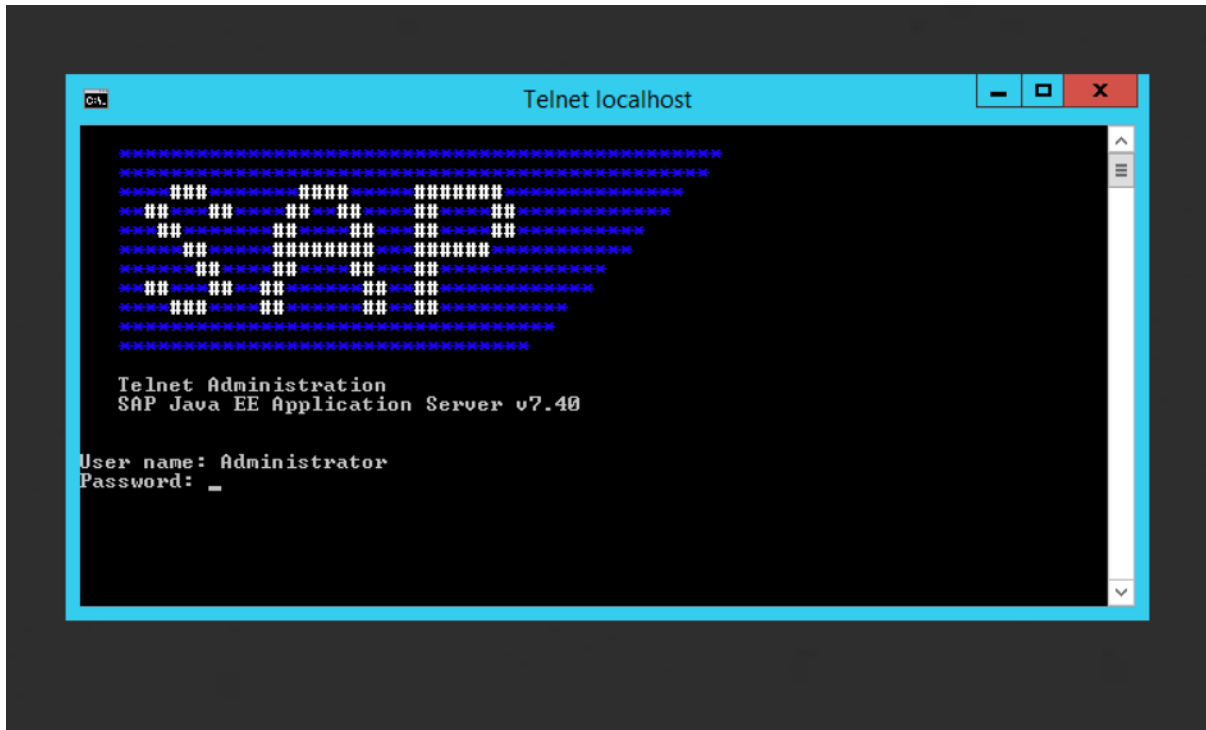
KB 046 - Uninstalling Java application

Undeploy Instructions

Connect using Telnet to the SAP system e.g. telnet localhost 50008



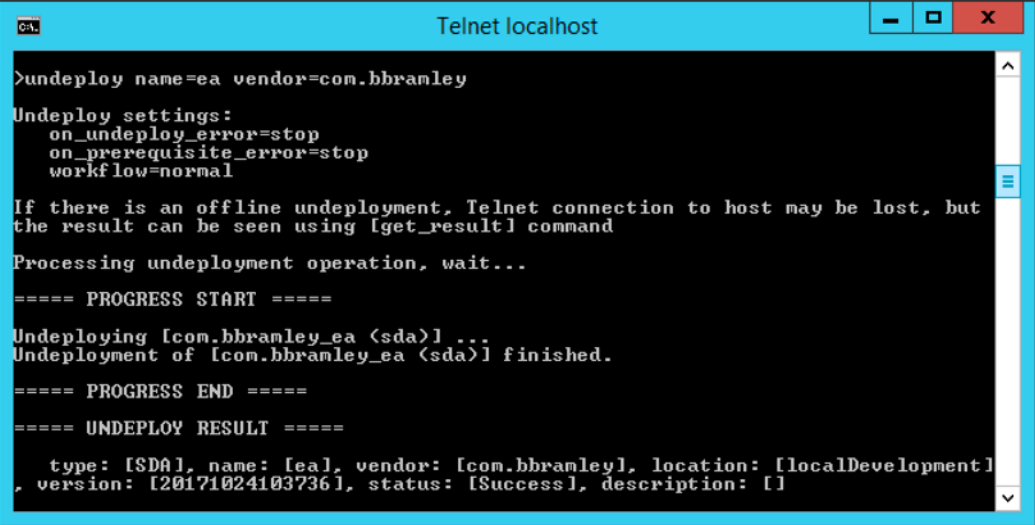
Login as a user who has undeploy permission e.g. Administrator



Undeploy the SAP PowerConnect Java UI:
undeploy name=spcj_wd vendor=com.bbramley

Undeploy the SAP PowerConnect Java Agent:

```
undeploy name=ea vendor=com.bbramley
```



```
Ca. Telnet localhost
>undeploy name=ea vendor=com.bbramley
Undeploy settings:
  on_undeploy_error=stop
  on_prerequisite_error=stop
  workflow=normal
If there is an offline undeployment, Telnet connection to host may be lost, but
the result can be seen using [get_result] command
Processing undeployment operation, wait...
===== PROGRESS START =====
Undeploying [com.bbramley_ea <sda>] ...
Undeployment of [com.bbramley_ea <sda>] finished.
===== PROGRESS END =====
===== UNDEPLOY RESULT =====
  type: [SDA], name: [ea], vendor: [com.bbramley], location: [localDevelopment]
, version: [20171024103736], status: [Success], description: []
```

Check the logs to ensure it undeployed correctly.