

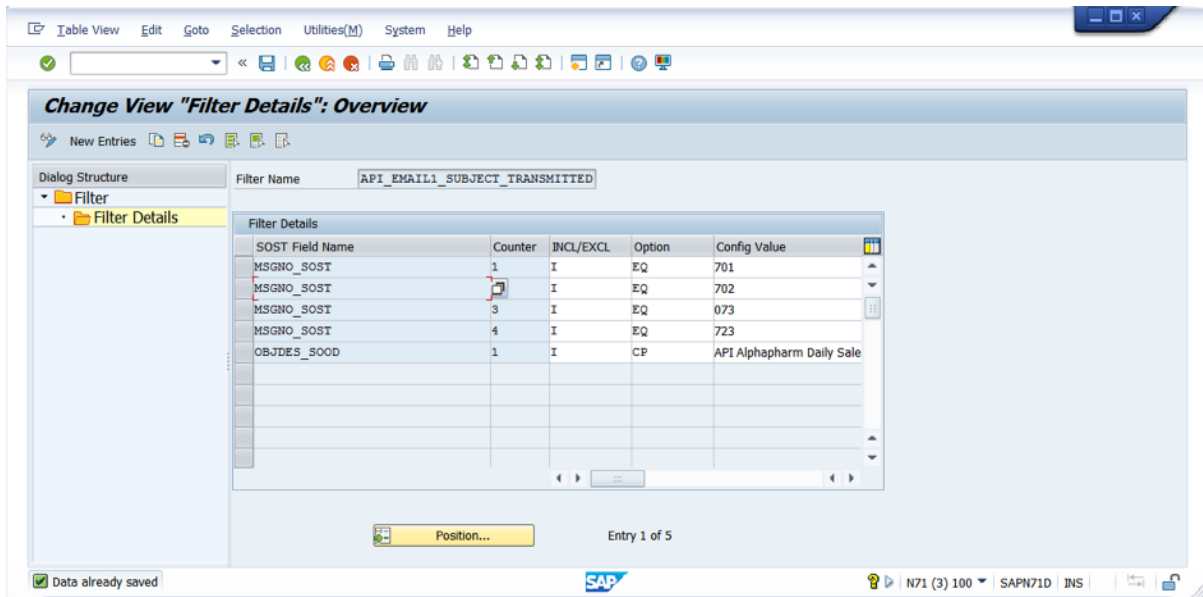
1. For API, you need to populate the filter with following.

Basically, this will extract messages with status history either 701, 702, 073 or 723 which mean that the message has been transmitted successfully.

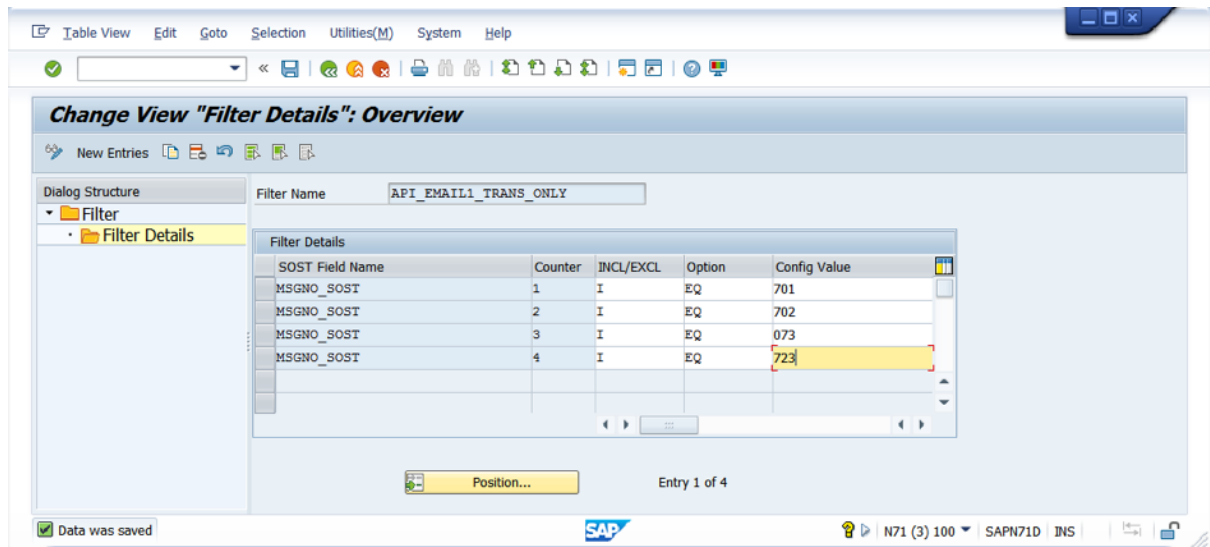
The format of the field is <field name>_<table name>.

SOST Field Name	Counter	Include / Exclude	Option	Low	High
MSGNO_SOST	1	I	EQ	701	
MSGNO_SOST	2	I	EQ	702	
MSGNO_SOST	3	I	EQ	073	
MSGNO_SOST	4	I	EQ	723	
OBJDES_SOOD	1	I	CP	API Alphapharm Daily Sales - *	

I think size of the attachment should be checked in Splunk. Use field ATTLEN_SOOD and the field unit is in byte.



2. If you want to extract only the TRANSMITTED messages

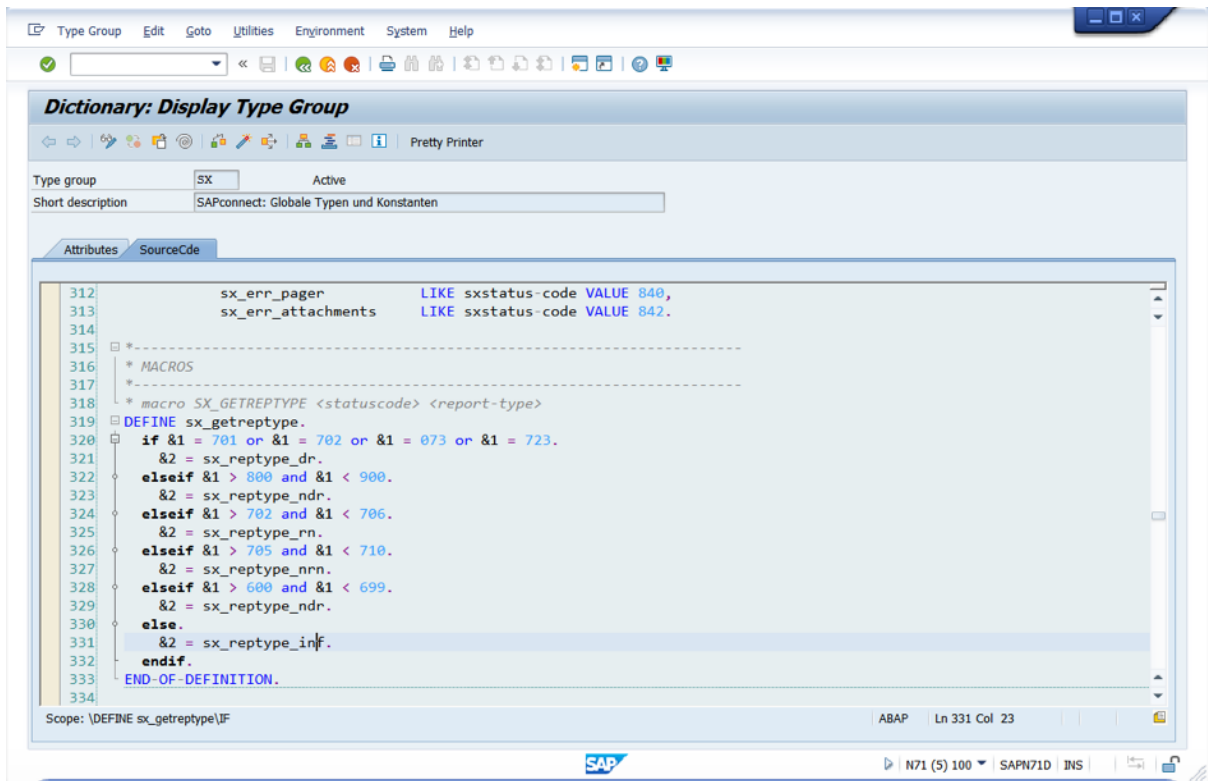


3. If you want to extract only messages WITH ERRORS

SOST Field Name	Counter	Include / Exclude	Option	Low	High
MSGNO_SOST	1	I	BT	801	899
MSGNO_SOST	2	I	BT	601	698

4. How do I know the numbers?

Unfortunately, I had to look at SOST source code.



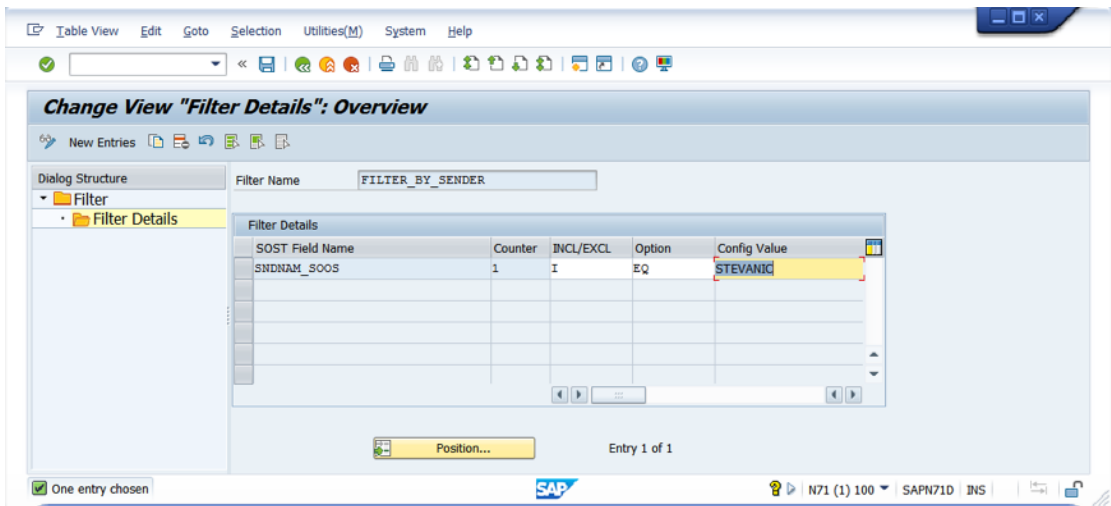
5. CAUTION: Not all fields that you can see in transaction SOST can be used as a filter directly.

5.1. Sender field is not a field in the database but the sender is derived from field SNDTP, SNDYR, SNDNO of table SOOS.

Status	Send Method	Doc. Title	Sender	Recipient	Send date	Send time	Msg Class	Ye	Object number	User Name
via Internet	0090139180 N71 Uploader		info@bnwconsulting.com.au	info@bnwconsulting.com.au	13.09.2016	00:03:26	826	RAW	41 00000000627	STEVANIC
via Internet	0090139180 N71 Extractor		info@bnwconsulting.com.au	info@bnwconsulting.com.au	13.09.2016	00:00:28	826	RAW	41 00000000819	STEVANIC
via Internet	0090139180 N71 Uploader		info@bnwconsulting.com.au	info@bnwconsulting.com.au	14.09.2016	00:04:37	826	RAW	41 00000000629	IEGOR
via Internet	0090139180 N71 Extractor		info@bnwconsulting.com.au	info@bnwconsulting.com.au	14.09.2016	00:00:21	826	RAW	41 00000000628	IEGOR
via Internet	API Alphapharm Daily Sales - 14/09/2016 - 6		Stevanic Artana	stevanic.artana@bnwconsulting.com.a	14.09.2016	11:45:20	672	RAW	41 00000001254	STEVANIC
via Internet	API Alphapharm Daily Sales - 14/09/2016 - 5		Stevanic Artana	stevanic.artana@bnwconsulting.com.a	14.09.2016	11:44:42	899	RAW	41 00000001252	STEVANIC
via Internet	API Alphapharm Daily Sales - 14/09/2016 - 4		Stevanic Artana	stevanic.artana@bnwconsulting.com.a	14.09.2016	11:35:08	899	RAW	41 00000001250	STEVANIC
via Internet	API Alphapharm Daily Sales - 14/09/2016 - 3		Stevanic Artana	stevanic.artana@gmail.com	14.09.2016	11:29:32	899	RAW	41 00000001247	STEVANIC

So you can use the above fields in SOST filter to filter by specific sender.

In N71, if you want to filter by me, create the following.



5.2. Recipient field is not a field in the database but the recipient email address is derived from field RECTP, RECYR and RECNO in table SOOS.

However, you cannot filter by recipient because the RECNO changes all the time although the same recipient is used.

Doc. Title	Sender	Recipient	Send date	Send time	Msg. Status bit	Tx	Yc
API Alphapharm Daily Sales - 14/09/2016	Stevanic, Artana	stevanic.artana@gmail.com	14.09.2016	09:25:13	828	ADR	41
API Alphapharm Daily Sales - 14/09/2016	Stevanic, Artana	stevanic.artana@gmail.com	14.09.2016	09:19:50	828	ADR	41
0090139180 871 Uploader	info@bmvconsulting.com.au	info@bmvconsulting.com.au	14.09.2016	00:04:37	828	ADR	41
0090139180 871 Extractor	info@bmvconsulting.com.au	info@bmvconsulting.com.au	14.09.2016	00:00:21	828	ADR	41
0090139180 871 Uploader	info@bmvconsulting.com.au	info@bmvconsulting.com.au	13.09.2016	00:03:28	828	ADR	41
0090139180 871 Extractor	info@bmvconsulting.com.au	info@bmvconsulting.com.au	13.09.2016	00:00:28	828	ADR	41
Cannot be sent: 0090139180 871 Uploader	Stevanic, Artana	stevanic.artana@gmail.com	14.09.2016	09:11:21	822	ADR	41
Cannot be sent: 0090139180 871 Extractor	Stevanic, Artana	stevanic.artana@gmail.com	14.09.2016	09:11:21	822	ADR	41
Cannot be sent: 0090139180 871 Uploader	Stevanic, Artana	stevanic.artana@gmail.com	14.09.2016	09:11:21	822	ADR	41